


**gwinnett**county



Department of  
**Financial Services**

# Property Tax Digest and 2012 Millage Rate



June 19, 2012

# Agenda

**1**

**2012 Tax Digest**

*Steve Pruitt*

**2**

**2012 Millage Rate**

*Maria Woods*

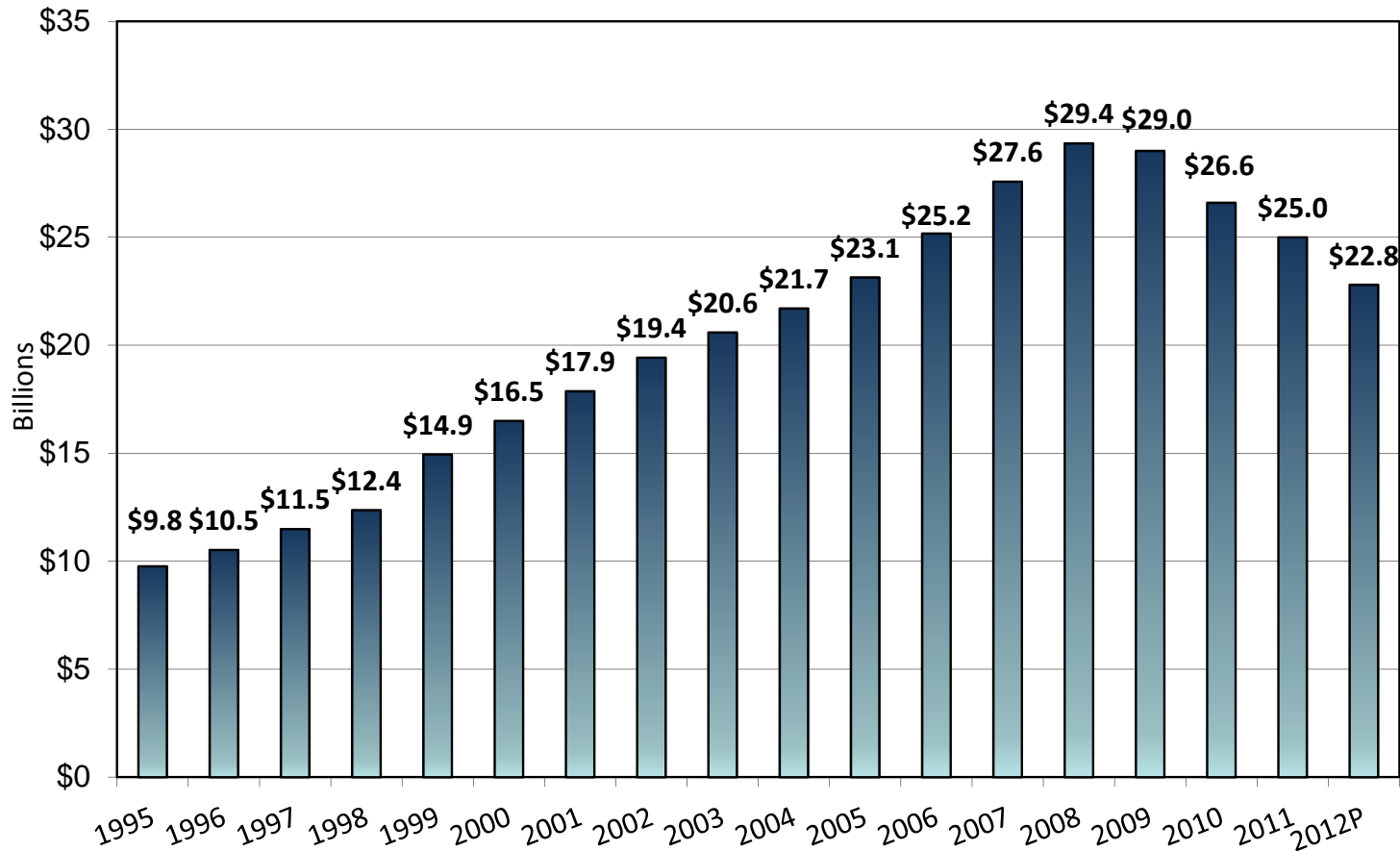
**3**

**Upcoming Dates**

*Maria Woods*



# Gwinnett County Net M&O Digest

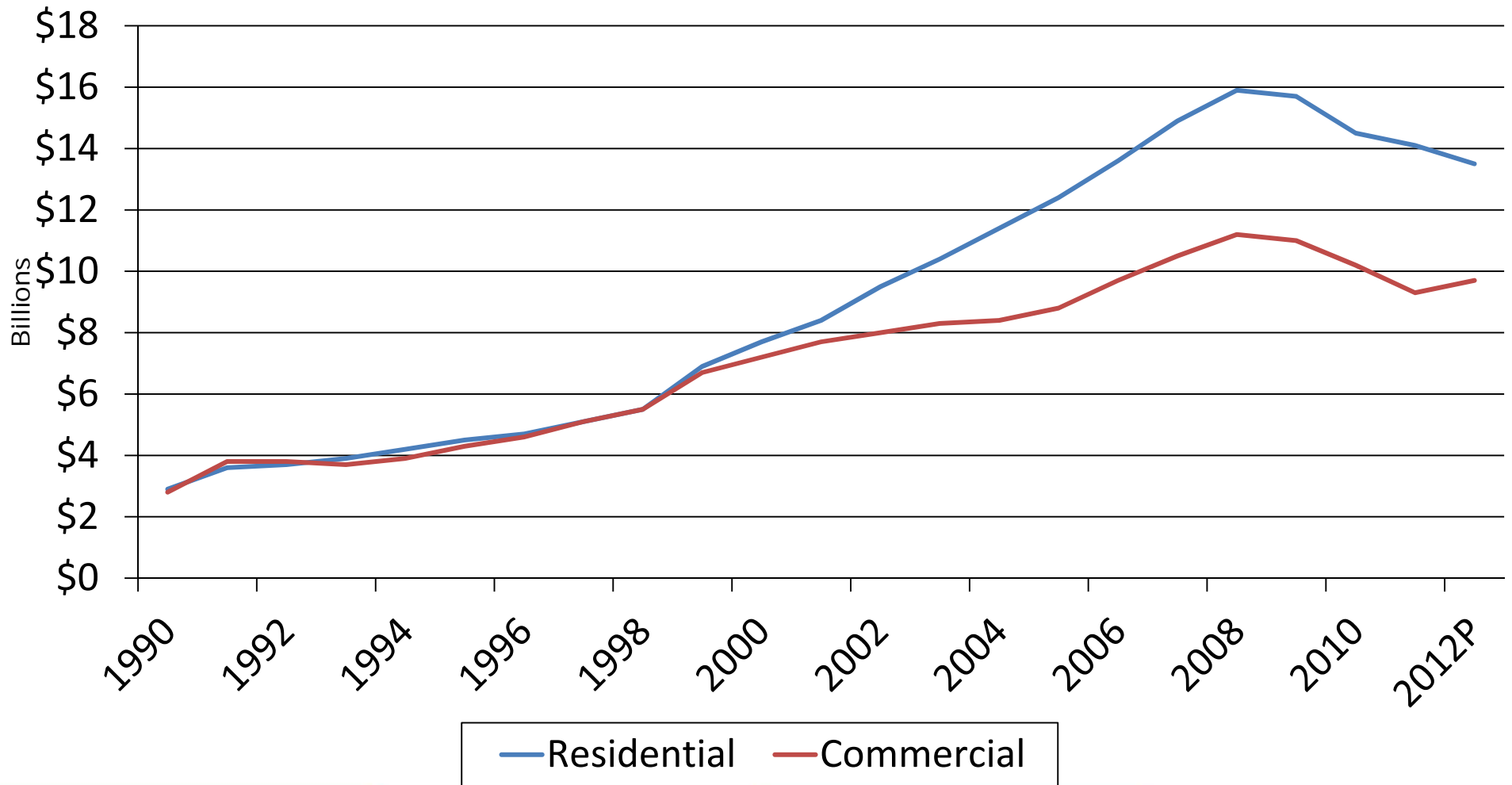


Projected an 8.3% decrease in tax digest from 2011 to 2012

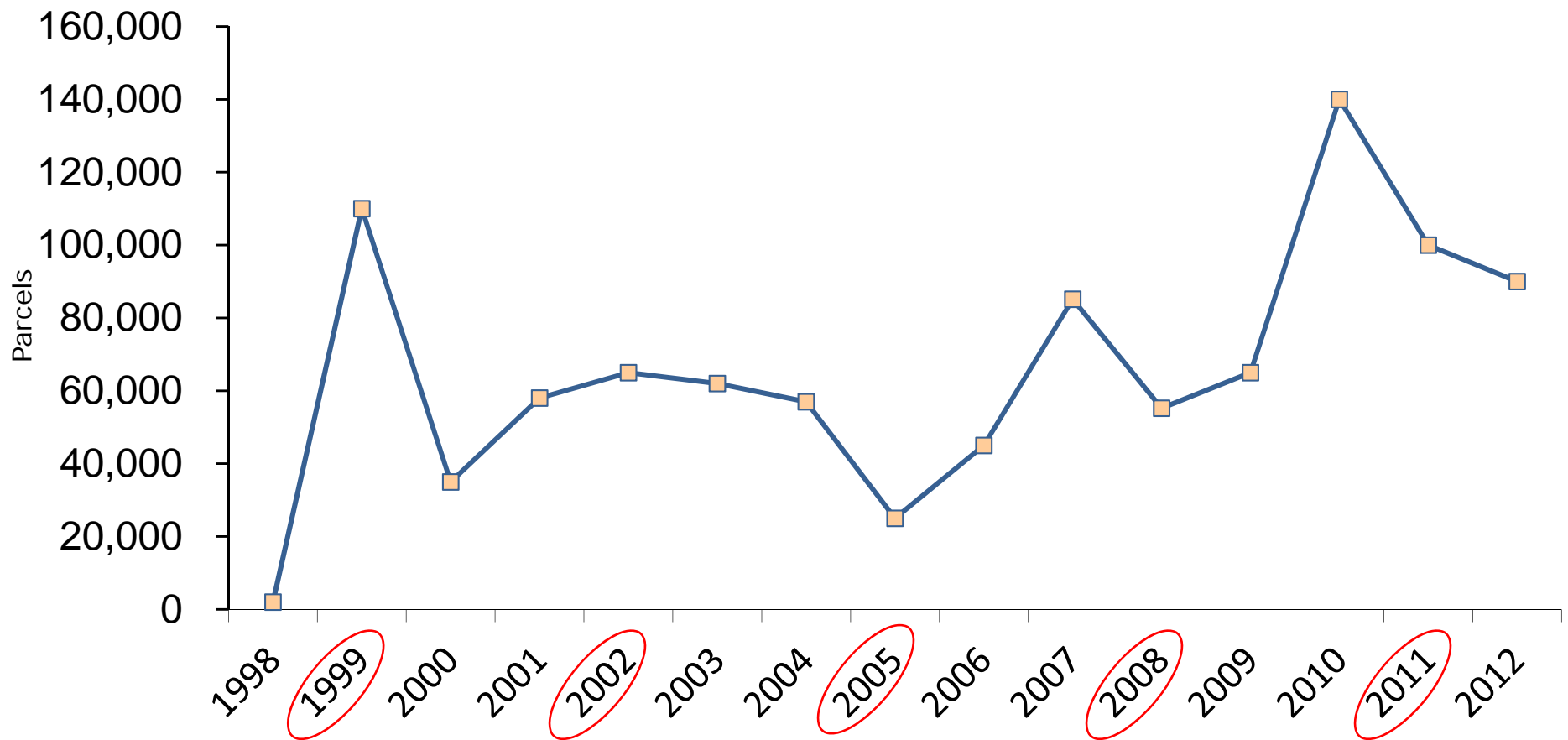
25% decline in tax digest since 2008

Equates to a \$270 million loss in property tax revenues

# Gwinnett Net Tax Digest

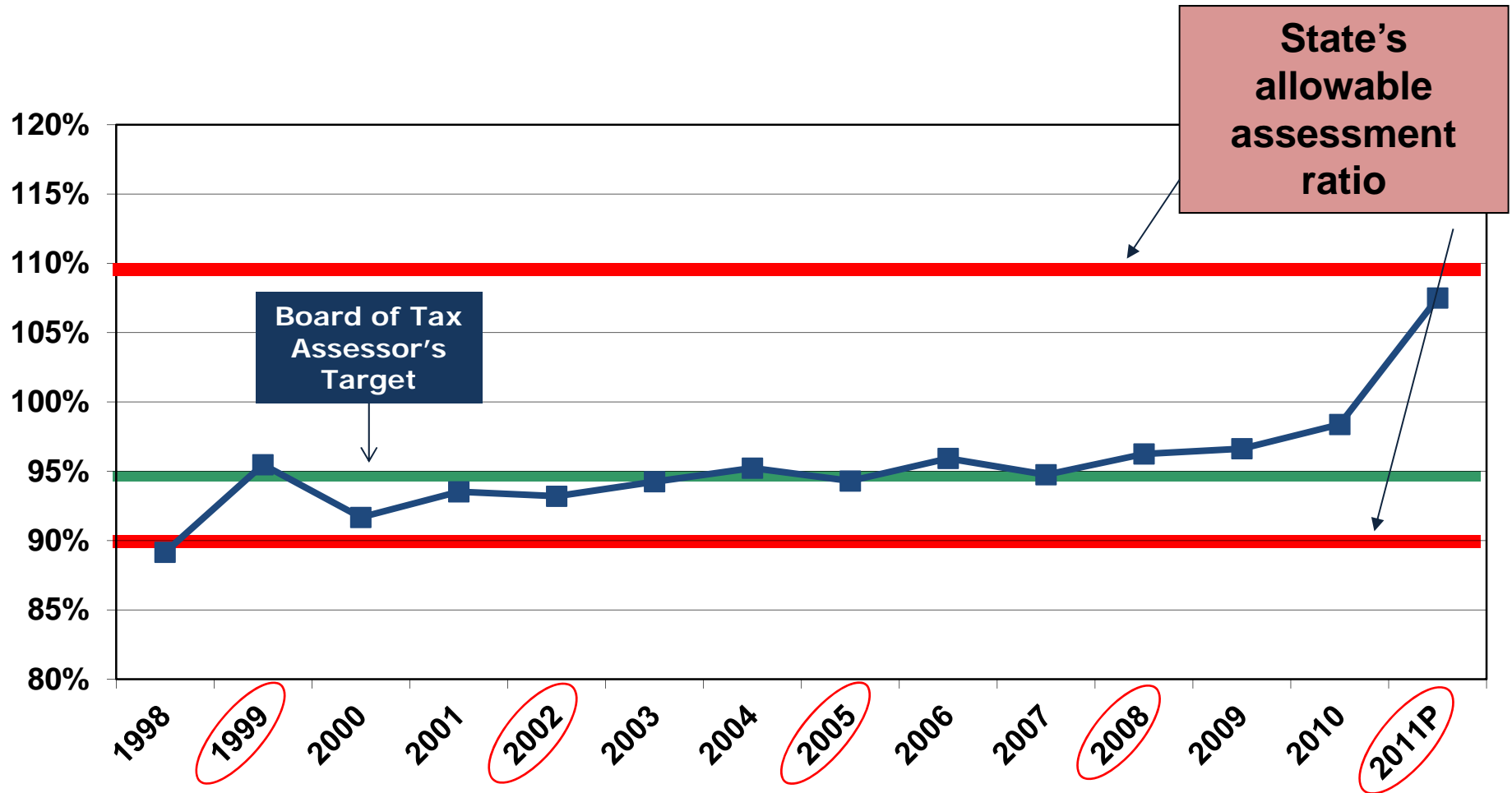


# Number of Notices With Updated Values

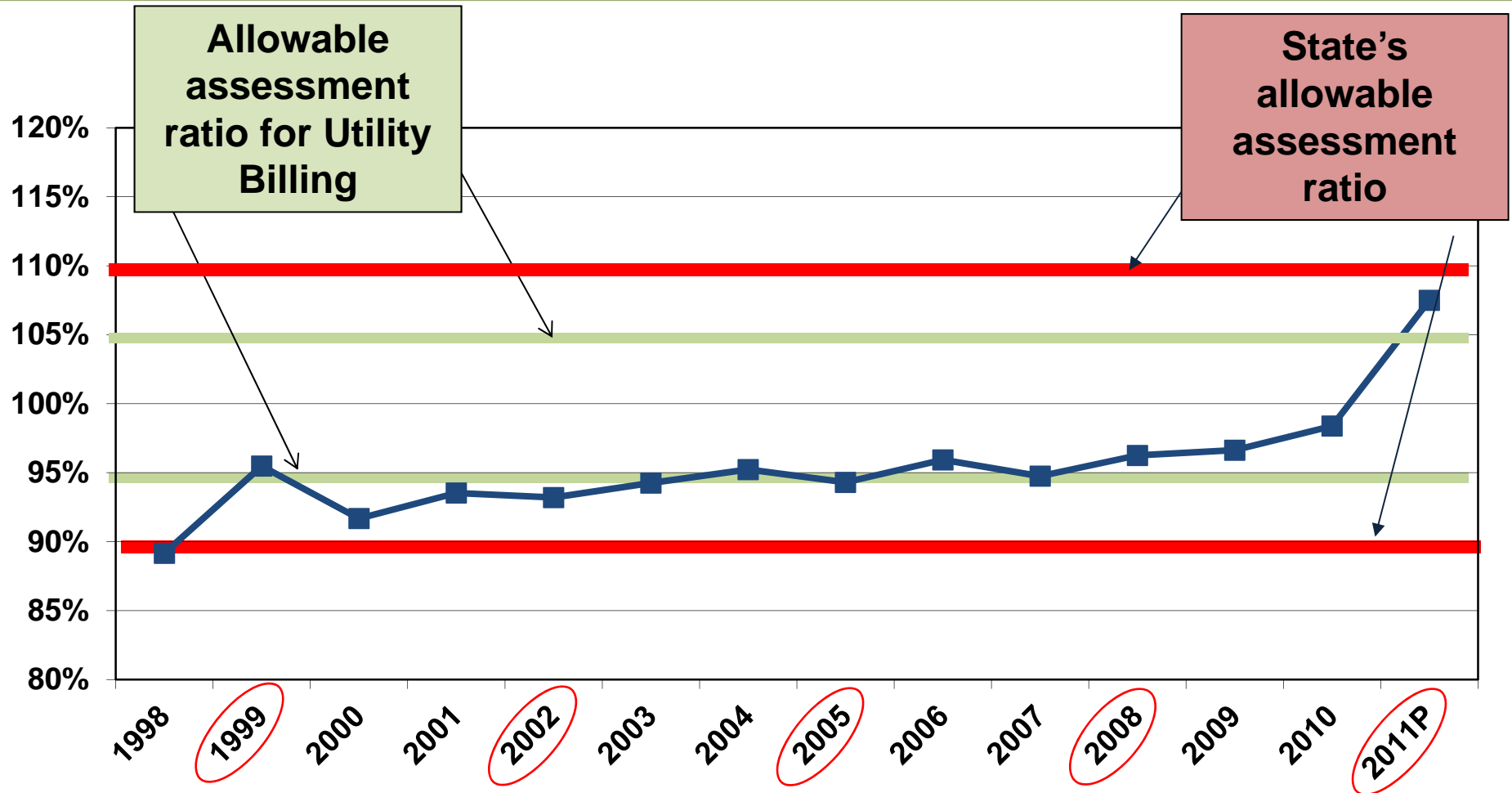




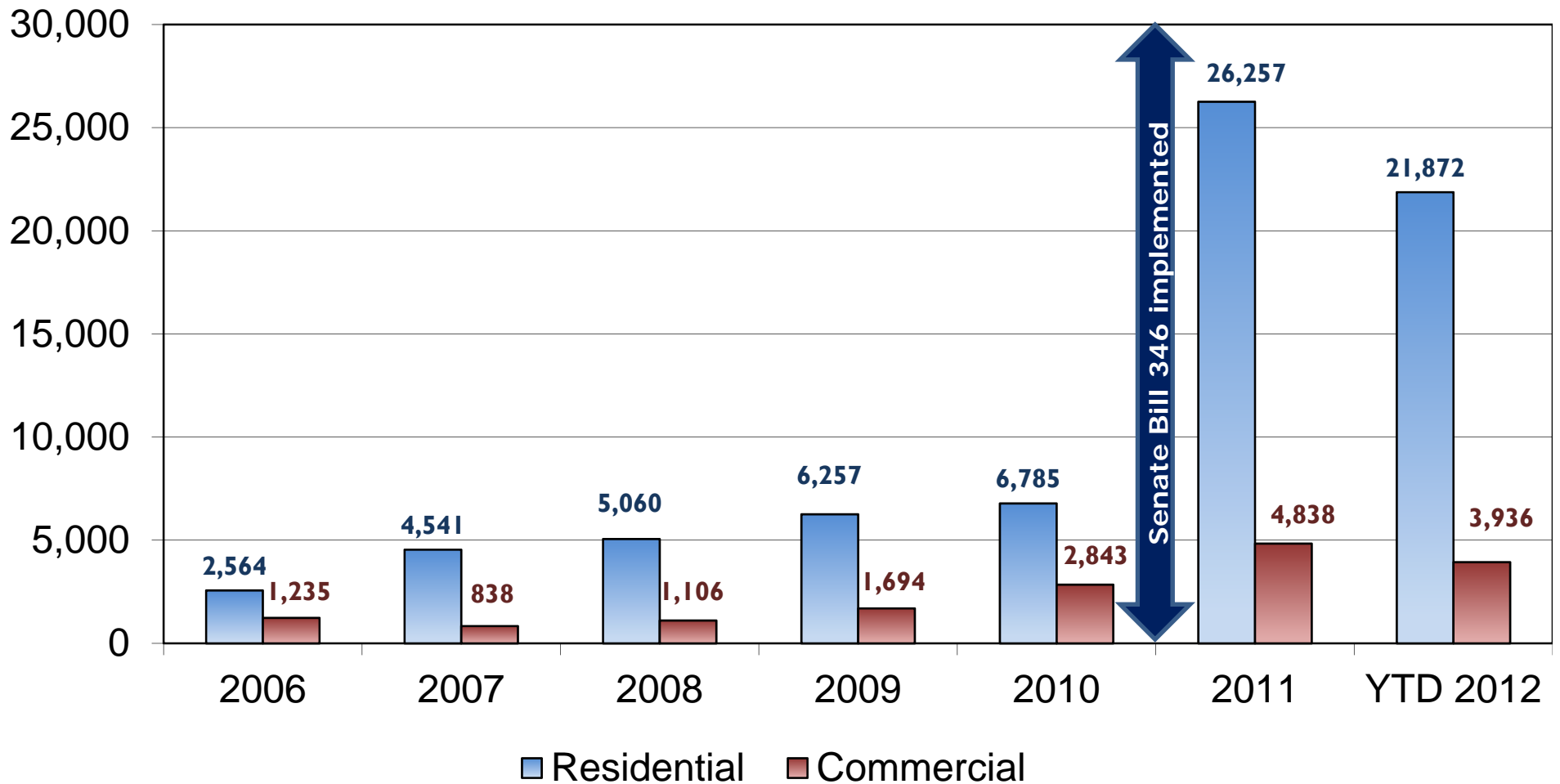
# Digest Level of Assessment *Real Property*



# Digest Level of Assessment *Real Property*

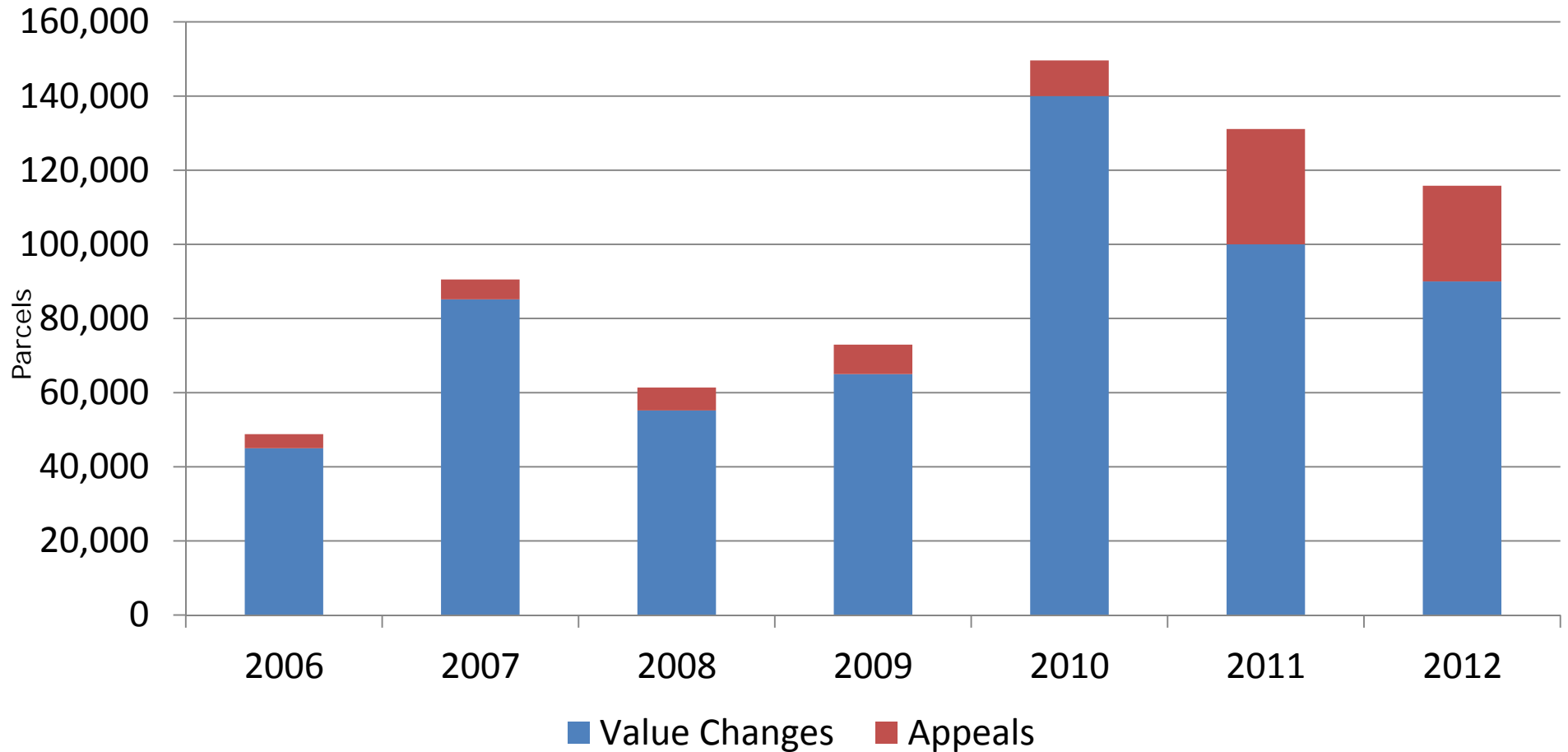


# Real Property Tax Appeals

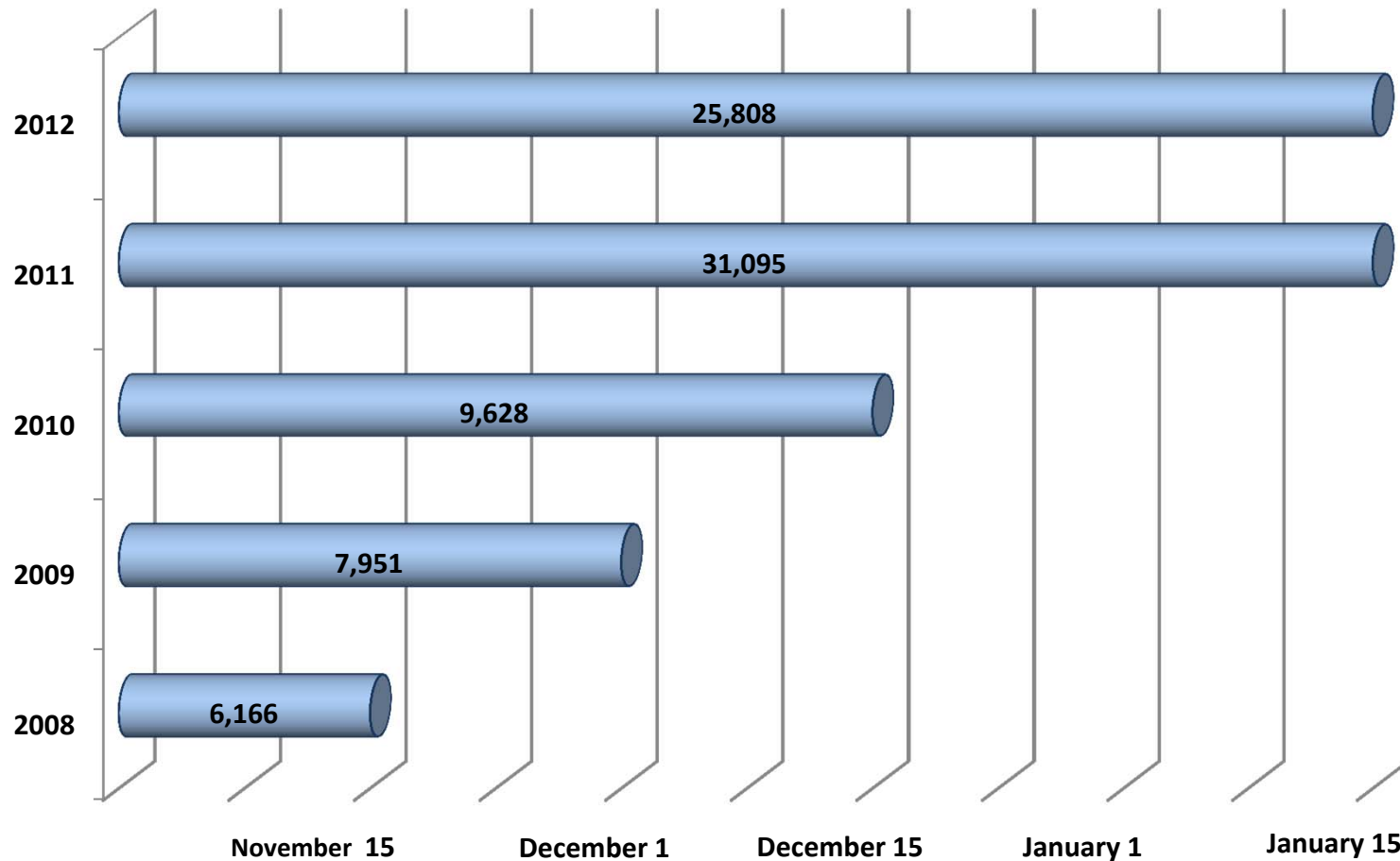




# Total Real Property Value Changes and Appeals



# Appeal Completion Dates through Board of Equalization



# 2012 Preliminary Tax Digest

(in billions)

<b>2011 Final Digest</b>	<b>\$25.00</b>
<b>Real Property - Value Change (net of VOE)</b>	<b>(1.575)</b>
<b>Real Property - Growth</b>	<b>.140</b>
<b>2012 Preliminary Digest</b>	<b>\$23.565</b>

<b>2012 Estimated Digest</b>	<b>\$22.787</b>
------------------------------	-----------------

*Equates to a .78 millage rate roll-up  
to remain revenue neutral in General Fund*

# 2012 Millage Rate Option – 1

## Maintain 2011 Millage Rate

	2011 Millage Rate	Change	2012 Millage Rate	% Increase/ (Decrease)
General Fund	11.78	-	11.78	- %
Recreation Fund	1.00	-	1.00	- %
G.O. Bond Fund	0.24	-	0.24	- %
<b>Total</b>	<b>13.02</b>	<b>-</b>	<b>13.02</b>	<b>- %</b>

### Tax Bill Comparison - \$170,000 FMV

2011 Tax Bill @ 13.02 mills	\$ 760.56
2012 Tax Bill @ 13.02 mills	<u>760.56</u>
No change from 2011 Tax Bill	\$ -
Per month	\$ -

	General Fund	Recreation Fund	Bond Fund
Decrease in revenue based on reduction in digest from 2011	<b>\$(14.8) million</b>	<b>\$(373,837)</b>	<b>\$(103,272)</b>

# 2012 Millage Rate Option – 2

## General Fund Roll-Up

	2011 Millage Rate	Change	2012 Millage Rate	% Increase
General Fund	11.78	0.78	12.56	6.62%
Recreation Fund	1.00	-	1.00	- %
G.O. Bond Fund	0.24	-	0.24	- %
<b>Total</b>	<b>13.02</b>	<b>0.78</b>	<b>13.80</b>	<b>5.99%</b>

### Tax Bill Comparison - \$170,000 FMV

2011 Tax Bill @ 13.02 mills	\$ 760.56
2012 Tax Bill @ 14.22 mills	<u>805.80</u>
Increase from 2011 Tax Bill	\$45.24
Per month	\$ 3.77

	General Fund	Recreation Fund	Bond Fund
Decrease in revenue based on reduction in digest from 2011	<b>\$(14.8) million</b>	<b>\$(373,837)</b>	<b>\$(103,272)</b>
Option 2 Adjustment	<b>18.5 million</b>	-	-
<b>Total Revenue Impact</b>	<b>\$ 3.7 million</b>	<b>\$(373,837)</b>	<b>\$(103,272)</b>

# Required Five Year Ad

The Gwinnett County Board of Commissioners does hereby announce that the millage rate will be set at a meeting held in the auditorium of the Gwinnett Justice and Administration Center at 75 Langley Drive, Lawrenceville, Ga. on Tuesday, July 17, 2012 at 2:00 p.m., and pursuant to the requirements of O.C.G.A. 48-5-32 does hereby publish the following presentation of the current year's estimated tax digest and levy along with the history of the tax digest and levy for the past five years.

## GWINNETT COUNTY BOARD OF COMMISSIONERS NOTICE OF CURRENT 2012 TAX DIGEST AND FIVE YEAR HISTORY OF LEVY

	2008	2009	2010	2011	2012
Real & Personal Property	32,331,900	31,566,675	28,582,480	26,454,300	25,040,365
Cut Timber Tax	0	119	35	65	29
Motor Vehicle	2,203,613	2,244,806	1,947,193	2,014,195	2,024,865
Mobile Home	21,292	21,289	20,482	17,312	16,966
Heavy Duty Equipment	0	1,400	244	241	1,113
Public Utilities	440,982	451,802	462,807	416,883	416,689
<b>Gross Digest</b>	<b>34,997,787</b>	<b>34,286,071</b>	<b>31,013,241</b>	<b>28,902,996</b>	<b>27,500,026</b>
Personal Property Exemptions	(1,081,609)	(1,102,785)	(947,770)	(1,062,633)	(1,173,032)
Real Property Exemptions	-	-	(221,253)	(184,331)	(172,531)
Homestead Exemptions	(4,566,086)	(4,182,313)	(3,196,858)	(2,669,594)	(2,425,156)
<b>Total Exemptions</b>	<b>(5,647,695)</b>	<b>(5,285,098)</b>	<b>(4,365,881)</b>	<b>(3,916,558)</b>	<b>(3,770,719)</b>
<b>Net County M&amp;O Digest</b>	<b>29,350,092</b>	<b>29,000,973</b>	<b>26,647,360</b>	<b>24,986,438</b>	<b>23,729,308</b>

Note: The evaluations for 2012 are subject to change due to pending appeals; digest values shown above for 2012 include the estimated effect of such appeals.

The evaluations for FY2007 through FY 2011 shown above are based on the state certified digests updated with additional adjustments made during the year.

### PROPERTY TAX RATES

	2008	2009	2010	2011	2012
County M&O Millage (General Fund)	9.72	11.78	11.78	11.78	11.78

### PROPERTY TAX REVENUES (IN THOUSANDS)

County-Wide	2008	2009	2010	2011	2012
County (General Fund) Net \$	\$285,283	\$341,631	\$313,906	\$294,340	\$279,531
Net Taxes \$ Change	\$14,771	\$56,349	(\$27,726)	(\$19,566)	(\$14,809)
Net Taxes % Change	5.5%	19.8%	-8.1%	-6.2%	-5.0%

Note: Revenues shown are based on adjusted certified digest and millage rates, not actual recognized revenues. Actual and budgeted revenues may vary due to digest adjustments and delinquent collections.



# Upcoming Dates




Millage Rate Ad: June 29<sup>th</sup>

Millage Rate Adoption: July 17<sup>th</sup>

Tax Bill Mailed: August 15<sup>th</sup>

Tax Bill Due Date: October 15<sup>th</sup>



# Questions

